



RANGEHOOD

TOUCH CONTROL WITH LED LIGHT

MODEL NO. RH530LEDG

User Manual



1300 366 024
sales@nce.com.au

NCE RANGEHOOD

Model No. RH530LEDG

FEATURES

- Touch Sensitive Control Panel
- Tempered Glass Front
- 3 Speed settings
- 12 Volt DC Power input
- 2 x Extractor Fans
- 2 x LED Light fittings
- 2 x Removable 6-Layer Filters
- Stainless Steel Body
- Rear Ventilation
- Easy to Fit
- Dimensions: 530mm(L) x 310mm(W) x 60mm(H)



SAFETY WARNINGS

Installation of the RH530LEDG must be carried out by a qualified and competent installer. To avoid any possible electric shock, the RH530LEDG must be turned off before any maintenance or cleaning is carried out. The RH530LEDG is not intended for external environment use. Rear ducting/venting must be adequate to allow for proper operation of rangehood. RH530LEDG is a 12 Volt DC power input only, and MUST NOT be connected to mains power (240V/250V). Open flames must not be used in vicinity of rangehood.

SPECIFICATIONS

Power	12 volt
Rating Motor input Power	Maximum 2 x 13W
Start Up Voltage	9.0V On/Off
Total input Power	26W Combined
Air Flow	60 m3/hr
Removable Filter	6 layer Aluminium mesh
External Dimensions	530mm(L) x 310mm(W) x 60mm(H)
Body Material	Stainless Steel

INSTALLATION REQUIREMENTS

(a) Requirement 1 - Overhead clearances (Measurement A)

Range hoods and exhaust fans shall be installed in accordance with the relevant manufacturer's instructions. Clearance A, between the highest part of the highest burner of the gas cooking appliance and a range hood or exhaust fan (overhead clearance), shall be no less than 600 mm for a range hood, and no less than 750 mm for an exhaust fan. Any other downward facing combustible surface less than 600 mm above the highest part of the highest burner shall be protected for the full width and depth of the cooking surface area in accordance with Clause 6.10.2. However, this clearance to any surface shall not be less than 450 mm.

Where the required clearance to a range hood cannot be met, a range hood constructed of non-combustible materials may be installed at not less than 450 mm, provided that

- (i) the range hood is suitable at the installed clearance; and
- (ii) the gas appliance is certified as a caravan/marine cooker at the installed clearance.

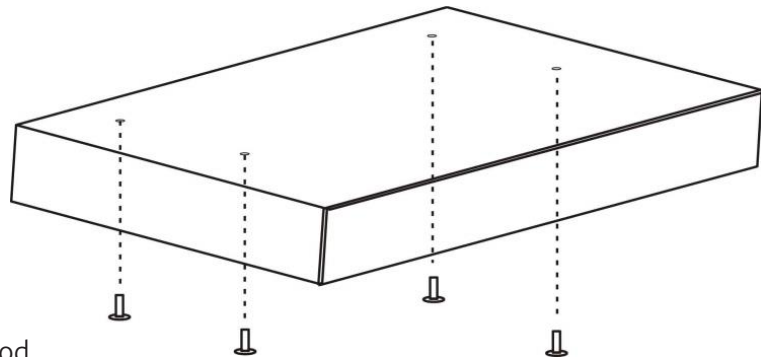
Note: This requirement does not apply to the installation of commercial catering equipment.

INSTALLATION

Note: The RH530LEDG is designed to operate on 12 Volt DC power only. Installation into a Recreational Vehicle must be compliant with Australian Standard AS5601-2004, noting required height and clearance regulations.

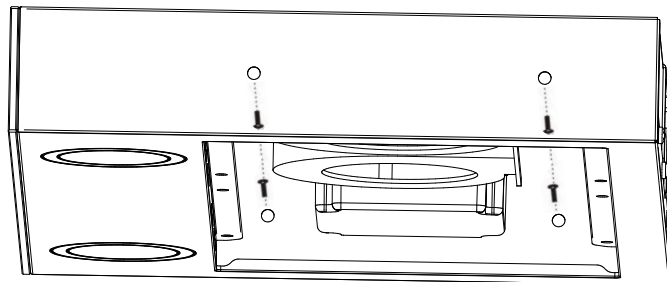
The RH530LEDG Rangehood can be installed via overhead or side mounting. Holes required **MUST** be measured and marked prior to any alteration to cabinet

Option 1. Overhead Mounting



1. Remove filters
2. Locate holes in the top of the Rangehood
3. Connect rangehood power wires to pre-installed RV wiring using the 12 volt DC power source (Wires are labelled +/- take care to ensure connection is completed correctly)
4. Lift Rangehood into designated position and locate pre-marked holes
5. Use 4 x Stainless Steel screws only into locating holes (shown above)
6. Install filters
7. NCE recommends that after mount, power on and test all functions

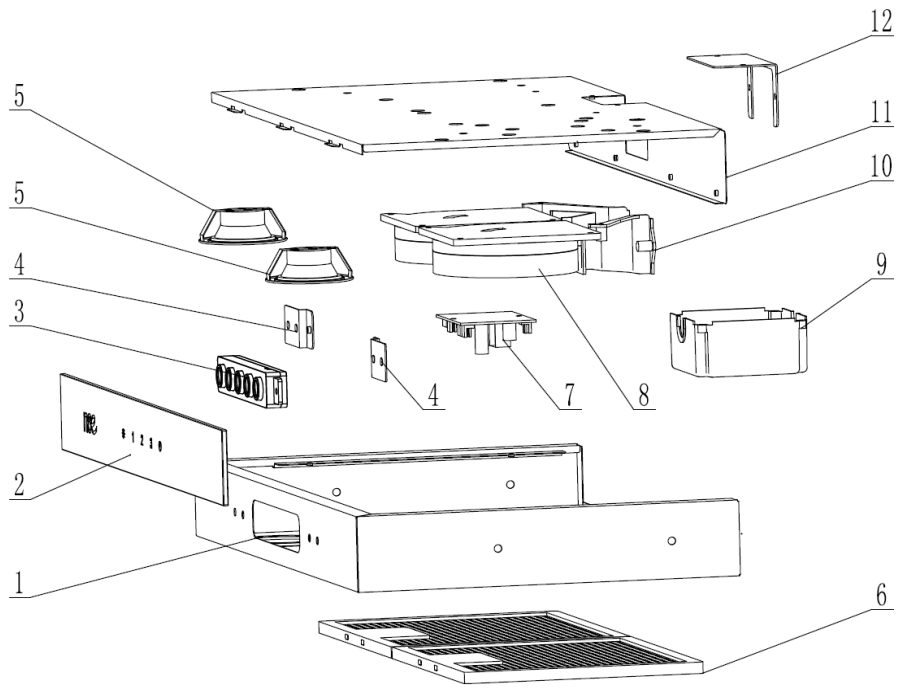
Option 2. Side Mounting



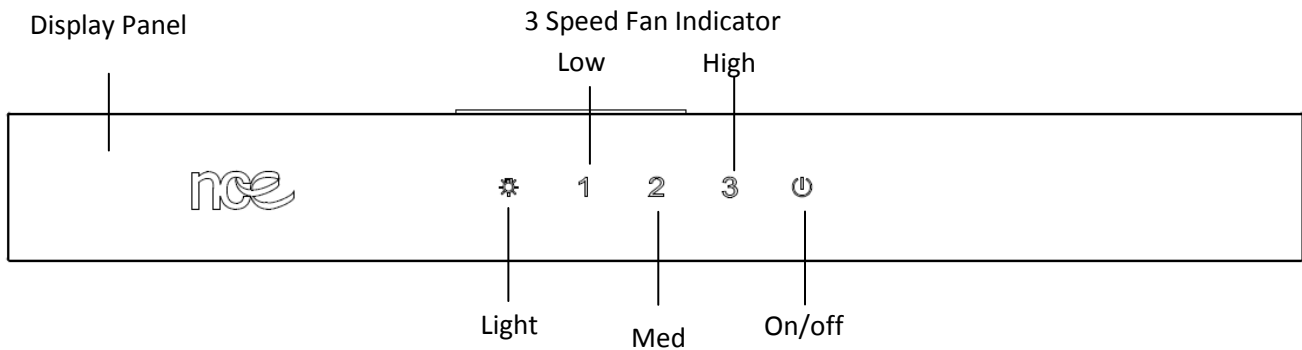
1. Remove filters
2. Locate holes in the top of the Rangehood
3. Connect rangehood power wires to pre-installed RV wiring using the 12 volt DC power source (Wires are labelled +/- take care to ensure connection is completed correctly)
4. Lift Rangehood into designated position and locate pre-marked holes
5. Use 4 x Stainless Steel screws only into locating holes (shown above)
6. Install filters
7. NCE recommends that after mount, power on and test all functions


PART NAMES

1. Body Housing
2. Glass Panel
3. Switch Assembly w/Box
4. Switch Base
5. LED Lights x 2
6. Filters x 2
7. PCB Board
8. Air Housing w/Fans (x2)
9. PCB Housing
10. Air Flue
11. Top Housing
12. Vent Duct



CONTROL PANEL OPERATION




 Power on/off

1 Fan Speed 1 - Low

2 Fan Speed 2 - Medium

3 Fan Speed 3 - High

 Control the light on and off

CLEANING AND CARE

1. Turn off the Rangehood before cleaning
2. Remove filter
 - a. Wash using warm water and a Mild detergent
 - b. Using a NON abrasive cloth
 - c. Allow to dry before refitting clean filter
3. Clean all viewable surfaces
 - a. Wash using warm water and a Mild detergent
 - b. Using a NON abrasive cloth
 - c. Mild glass cleaner is also recommended

Note: Do not clean electrical components with water, liquid or a wet/damp cloth.

REPLACING LED LIGHTS

1. Turn off the Rangehood
2. Remove filters
3. Carefully press LED light housing from the rear to push housing away from the rangehood body
4. Unplug power connector to LED light
5. Remove the 3 screws connecting LED light to LED light housing
6. Connect new LED light to LED light housing using original 3 screws
7. Reconnect power connector to LED light
8. Carefully press LED light housing back into rangehood body
9. Replace filters and test light function

PROBLEM WITH YOUR PRODUCT?

NCE is a supplier to the RV manufacturing industry.

NCE offers a standard 12 month product warranty from the date of sale of the unit/product.

If your NCE RH530LEDG Rangehood has been installed by the caravan manufacturer as a standard inclusion of your NEW RV, please contact the OEM if the fault is within the caravan warranty period. Not all products fitted in your new caravan will be covered by your caravan dealer warranty by the product supplier. Please refer to your caravan handbook and conditions of sale information.

For all service or product contact information:

NCE Pty Ltd
34-48 Stanley Drive Phone: 1300 366 024
Somerton, VIC, 3062 Email: sales@nce.com.au
AUSTRALIA Web: www.nce.com.au

REPAIR, RETURN & REFUND POLICY

About our policy

At NCE we want our customers to be completely satisfied with their purchase. We therefore recommend that you read be familiar with our Repair, Return and Refund Policy and our NCE General Terms and Conditions of Trade.

NCE offer a product warranty guarantee of 12 months (one year) to the original purchaser from the time of purchase. Goods at the time of sale are deemed to be free from defects and fit for their intended use and purpose only and of a saleable quality.

Goods that are deemed faulty may be returned for repair, replacement, credit or exchanged only after approval from NCE. The conditions of these returns are outlined in the NCE that accompanies all NCE products. This document can be found at www.nce.com.au.

Warranty Conditions

NCE offers an 'Express Warranty' that is activated at the time of NCE product purchase by the consumer. This Warranty is in addition to any warranties mandated by Australian Competition and Consumer Laws.

Nothing in this warranty is to be interpreted as excluding, restricting or modifying such warranties as required under Regulation 90 of the Competition and Consumer Regulations 2010.

Change of mind

Please choose carefully as credits and returns are not provided where you have simply changed your mind or made a wrong selection. We recommend that you carefully review any orders before proceeding. Goods can not be accepted for return unless agreed in writing by NCE and a restocking charge of 25% may apply.

Damaged goods

NCE recommend that you immediately inspect any goods that we deliver or that you collect from any of our warehouses to ensure you are completely satisfied with the goods, including that the goods are of acceptable quality, and match the description we have provided to you.

If any goods arrive damaged, please contact your NCE Account Manager as soon as possible so a Return Authority Number can be arranged and the goods inspected. Goods must be returned within a reasonable time. The acceptance of the goods delivered shall be deemed for all purposes to have taken place 30 days* from the date of delivery.

If a purchaser receives a product that is damaged in transit from NCE, the purchaser should:

- Refuse to accept delivery of the product,
- Direct the courier to "Return goods to sender" and
- Notify NCE Customer Service or Warranty Department immediately.

NCE will not accept warranty claims on items delivered to the requested destination and inspected at time of delivery by the purchaser that are subsequently deemed to be damaged in transit, after 7 days of delivery from the delivery date.

Your Account Manager may take the following steps in order to determine the best way to proceed:

- Visit you on site to inspect the goods within 5 working days* from your initial contact with NCE.
- Where location prevents an immediate on-site visit we may ask you to email photos documenting the damage to your Account Manager.

At this time, please supply your Account Manager with the following information to ensure your claim is resolved as quickly as possible:

- Original invoice number
- Description of damage or repair required
- Photos of damage or repair required
- Chassis number
- Make, model or part number
- Caravan build date

No goods will be accepted for return until a Return of Goods Authority Number has been supplied to you. Goods must be returned in the condition received by you with all original packaging, accessories and/or manuals.

Returns and repairs

Goods returned for repair or credit will be assessed and repaired or replaced within a reasonable time. Credits will normally be processed within 14 days* of your goods being returned to NCE's nominated warehouse. Where goods have been assessed to be repairable under the manufacturers' warranty, you may be supplied with details of an authorised repairer. You may also be provided with an indicative repair and/or replacement time, which may vary due to reasons beyond our control, or the repairer's reasonable control, such as part availability and incorrect fault description. NCE does not take any responsibility for any repairs and/ or replacements carried out without our prior written consent.

Where goods are assessed to have been damaged by misuse or accident, no credit will be issued and no further action will be entered into. Where your rights under the Australian Consumer Law or any manufacturer's warranty do not apply, we may provide you with an indicative cost estimate to repair the goods.

Replacement item warranty

Should a replacement item be supplied by NCE 'under warranty' due to damage or product failure of original item purchased, NCE will warrant the replacement item for the remaining warranty period only of the original item warranty.

Warranty repairs on caravans

NCE will not accept any claim for reimbursement for repairs or rectification carried out without prior authorisation from NCE Management. A written quote for the repair can be supplied, however NCE reserves the right to compare and assess the quote with an alternative repairer.

Contact us

If you have any questions regarding this policy, please contact our Head Office or your Account Manager. This Return, Repair and Refund Policy is applicable to purchases made from NCE Pty Ltd. Estimated resolution days may vary to circumstances beyond ours/or our suppliers control.

To receive a copy of NCE's full Terms and Conditions please contact our Head Office (03) 9308 7444 or visit www.nce.com.au/terms-and-conditions



VISIT OUR WEBSITE

nce.com.au

OR CALL OUR HOTLINE

1300 366 024

FOR MORE INFORMATION